











Scheme



BELL

Item code	86.S002.2311.01
Product type	Indoor
Category	Pendants
Family	BELL
Pictograms	       

Product	
Real power (W)	20
Real luminous flux (Lm)	1800
Luminous efficiency (Lm/W)	90
Beam angle (°)	10
Life time (h)	50000h L80B10
IP	20
Chip Brand	Philip
Control gear	ON-OFF
Colour temperature (K)	3000
Colour consistency (SDCM)	SDCM<3
CRI	80

Photometry

